



Names you will hear...

Teachers



Mrs Deegan (Columba)
Miss Santamaria (Dorado)



PPA cover

- Mrs Dutton & Mrs Horton



Teaching Assistants

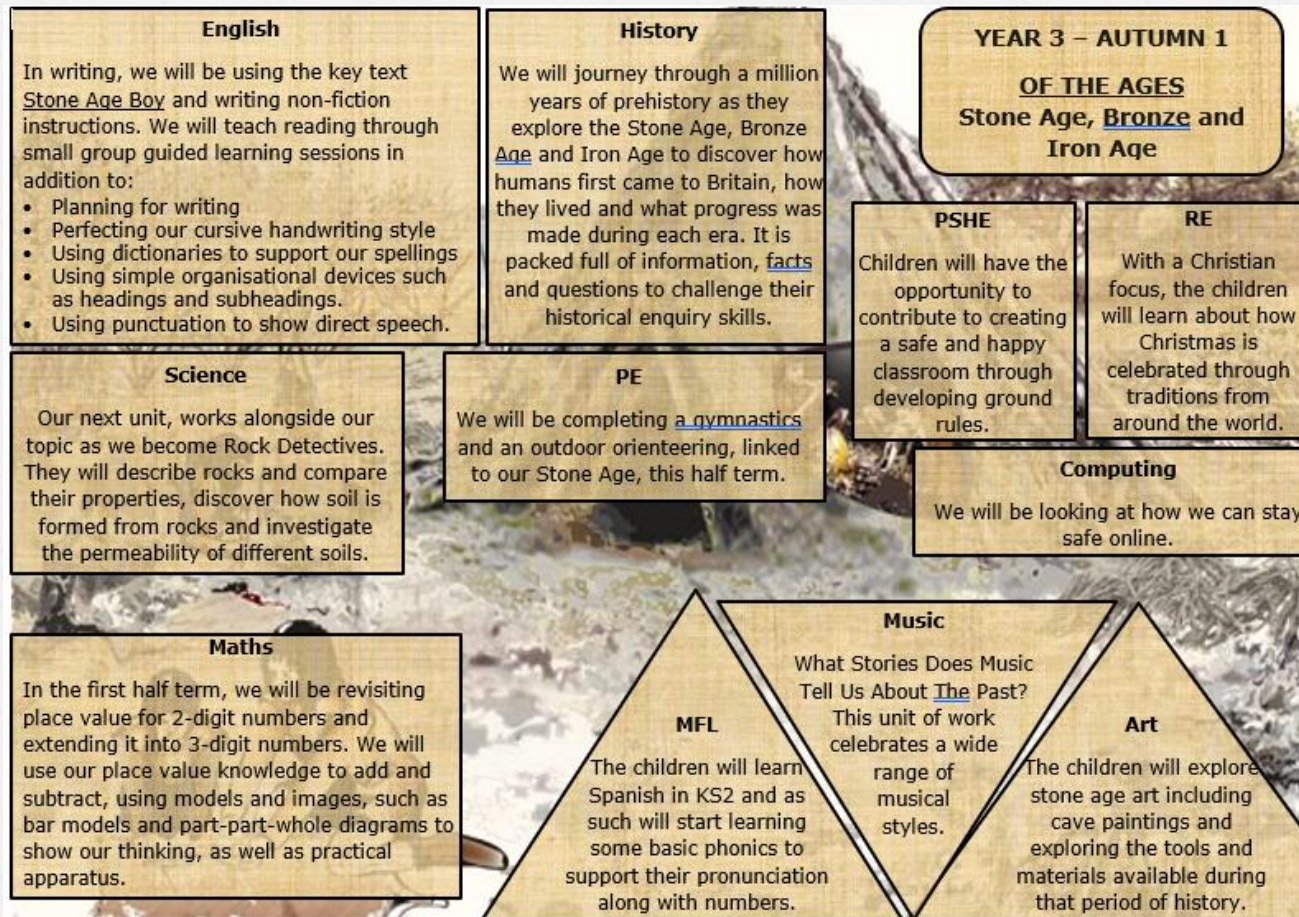
- Mrs D, Mrs Khokori
and Miss. Doyle



Expectations in Year 3

- o A move to being more organised (belongings and work)
- o Being more independent and taking the initiative
- o A growing sense of maturity

Curriculum Overview



Year 3 Topics

Autumn 1: Stone Age to Iron Age
Autumn 2: Deserts

Spring 1: Ancient Egypt
Spring 2: Rivers

Summer 1: Industrial Revolution
Summer 2: Italy

Additional Activities

History Off the Page WOW Day based on the Ancient Egyptians that will require a costume and additional costs for a company to attend school.

Production in Spring 2/Early Summer term...watch this space!

Train Trip in April time to Nene Valley Railway.

Celebrating achievements

- In school, we want to recognise children's hard work and achievements, at every level.
- Praise, merits, stickers, smiles, sharing work with another adult, work on display, dojos.
- All children will have Golden Time.



Behaviour – a holistic approach

Formerly known as Cambridgeshire Steps, Cambridgeshire Therapeutic Thinking (CTT) is an approach which focuses on how all children and young people can be supported in schools and other settings, particularly in terms of their emotional wellbeing and mental health. The programme also helps to develop an understanding of how to respond to those who may be communicating through their behaviour.

CTT is a school-led ethos that is characterised by an inclusive culture and underpinned by best practice, policies, and planning. The approach uses a range of resources to analyse a pupil's behaviour to better understand their needs. This supports better planning for the pupil, their class and the wider school or setting, helping to prevent difficult or dangerous situations from occurring by highlighting the learning or experiences that the pupil needs.

Feedback – a slightly different approach

At Monkfield Park, we recognise the importance of feedback as a vital part of the teaching and learning cycle, and aim to maximise the effectiveness of its use in practise. In every lesson, teachers are giving children continuous, verbal feedback 'in the moment' to further their learning. We are mindful of the growing body of research surrounding effective feedback as well as research from cognitive science regarding the fragility of new learning.

Our aim is to maximise the effectiveness of feedback in our practice. As a result, books may look a little different when you come to parent consultation evenings later in the term.

After each lesson, the teacher will look through the children's books to evaluate learning based on what went well and what still needs work.

The teacher sorts the books into 3 piles:

Children who did not grasp the learning objective or have misconception,

Those who showed solid understanding,

Those who did particularly well or exceeded the objective.

The teacher ticks each piece of work to show it has been checked.

The following codes will be included in the children's book to indicate their focus prior to the input for the next lesson:

PS	Praise and share
T	Teacher support group
TA	Teaching assistant group
C	Challenge
SPAG	Spelling and grammar errors
HW	Handwriting and presentation

Where the teacher feels any parts of a piece of work should be shared as a good example they will 'star' the relevant parts.

Homework

- Set on Class Dojo, completed at home and uploaded back to Class Dojo
- Monday to Monday
- Reading, Maths and Topic
- Spellings will be set and tested on Friday
- Children have been told to talk to us by Thursday if they are having any problems
- Children can use the iPads/computers in school to upload their homework if needed.
- Even more focus on the importance of presentation this year

How we'll use ClassDojo

ClassDojo in our class

With a parent account, you can see...

- ♥ Class & School announcements, files, events details, and reminders
- ♥ Photos and videos of classroom activities, lessons via the story feed or private messages
- ♥ **Private messages or group messages** from Teachers to keep you in the loop
- ♥ If student feedback is given, a detailed report of the past two weeks of points and comments is easily accessible



Internet Safety

- We will be teaching the children how to stay safe online, using a variety of different materials.
- AI and its pitfalls.
- The school has a secure firewall to enable all children to search safely.
- Class Dojo enables work to be shared between teacher and pupil. No one else is able to access or view your child's work.
- Purple Mash and Times Tables Rockstars (TTRS) are both designed to ensure safety online.
- Children must sign the home-school agreement to use the internet at school.

Reading


- o Regular monitoring in school. There is an expectation that each child should read, on average, 10 pages per day.
- o Extremely important to hear your children read aloud regularly (even at 11 years old).
- o A balance with independent reading is encouraged for competent readers - but it is always important to provide opportunities for children to discuss their reading.
- o Range of genres and texts
- o Children will be assessed using AR. They will then be expected to be reading their AR book everyday. When they finish reading the book they take an AR quiz to check their understanding.



50 Recommended Reads for...

Year 3 (ages 7-8)

2025-2026 Booklist



SCAN ME

Or visit www.booksfortopics.com/year-3
to find the online booklist, book pack, reviews and resources

Find booklists by age or topic at booksfortopics.com



Homework

Homework Grid – Year 3 – 2025/26 Autumn 1 – Stone Age to Iron Age


HOMEWORK EXPECTATIONS				
<p>READING DAILY: Minimum 10 minutes of a book at your AR level https://login.renaissance.com/12d2c653-021d-4725-841f-3cdd3e36b35c?state=1371f6f3-bc39-42d2-9947-25c383b88b90</p> <p>SPELLING DAILY: Minimum 5 minutes daily using resources available on Purple Mash. https://www.purplemash.com/curriculum/spelling-scheme-of-work/</p> <p>MATHS – TTRS/Numbots 20 – 30 minutes per week https://play.trockstars.com/auth/school/student/20149 https://play.numbots.com/#/account/school-login/20149</p> <p>TOPIC ACTIVITY: 20-30 minutes per week (You should choose from a different row each week and at least one Science activity per term)</p>				
Write	Re-write the 'Stone Age Boy' story as if you were 'Om' the stone age girl.	Stone age people could not pop to the shops for food. Everything they ate had to be caught or collected. Draw your own recipe/menu for a stone age dinner using the sort of ingredients that would be available to them.	Write a poem about Pre-historic times, using a style of your choice. Now, learn the poem you have written off by heart. You may like to present your poem to the class!	Write a letter to your teacher using only stone age style drawings.
Research	Make a quiz about the Stone Age on PowerPoint.	Research the stones used in the Stone Henge structure. What can you find out about them?	Research a history timeline and identify the stone age on it. Can you recreate your own version.	Research an aspect of pre-historic Britain; the Stone Age, Bronze Age or Iron Age and use what you find out to create a poster.
Create	Go outside and collect some sticks and stones. Use them to make different numbers as if they were diens (10s and 1s). Take a picture to show us.	The Stone Age people painted on cave walls to communicate and record events. Create a cave painting or drawing of your own.	During the Stone Age, people lived in caves. If you had to live in a cave what would you like it to look like and what would be in it? Be as creative and imaginative as you like. Maybe you could build your own 3D cave to bring in!	Create a comic strip to show a typical day in the Stone Age. Think what a caveman/woman might do—hunting, making weapons/tools.
Science (Rocks)	Make a quiz with around 8 questions about rocks.	Make a list of the sorts of rocks you can find in your garden. Think about whether they are natural or man-made.	Create a fact file about different types of rock.	Create a piece of art using rocks.

P.E.

- P.E will happen on Monday
- P.E. kits should include indoor (blue shorts and a white T shirt) and outdoor kits (warm jogging bottoms, a warm sweatshirt and sensible, supportive training shoes) as we will be using both the field and the hall space during this time
- It is a requirement that all children remove earrings before a P.E. session independently. If your child is unable to remove their own earrings please ensure that they are removed before the children attend school on a Monday

Year 3 Timetable

- Usually Maths, English and Guided Reading each morning & Science & Foundation subjects in the afternoons
- Spanish as our MFL
- Throughout the year specialist coaches may come to school to teach the children in a variety of areas including PE
- Geography/ History , Art/Design Technology will alternate on a half termly basis (termly newsletters will outline the units we will be studying)



Year 3 Timetable

	<u>Autumn term 1 timetable</u>				
	Monday	Tuesday	Wednesday	Thursday	Friday
8:50 - 9:15	EMW & registration	EMW & registration	EMW & registration	EMW & registration	EMW & registration
9:15-10:05am	PE	English	English	English	English
10:05 - 10:50	PE	Maths	Maths	Maths	Maths
10:50 - 11:05	Break	Break	Break	Break	Break
11:05 - 11:35	GR	GR	GR	GR	Music
11:35 - 12:25	English	RE	PSHCE	Times Tables Thursday	Spelling Test & Assembly
12:25 - 1:20	Lunch	Lunch	Lunch	Lunch	Lunch
1:20 - 2:20	Maths	Science	Topic	Computing	PPA - Art
2:20 - 3:05	Handwriting	Science	Spanish	Computing	2:45 Golden Time
3:05 - 3:20	Assembly	Assembly	Assembly	Assembly	2:45 Golden Time
	Tidy / story	Tidy / story	Tidy / story	Tidy / story	Tidy / story

Dates for your diary

- o 22nd September— OPAL presentation for parents 2pm -3:30pm
- o 22nd to 25th September—Bikeability Level 2 for Year 6 children
- o 25th September —Flu vaccinations
- o 26th September—Friends of Monkfield Park (FOMP) AGM at 3.30pm
- o 6th October—Individual photographs
- o 14th October—Parent consultation evening
- o 20th October—Online Safety week
- o 23rd October—Parent consultation evening
- o 24th October— Year 3 Trip to Wandlebury County Park
- o 24th October— Break up for Half Term
- o 27th to 31st October—HALF TERM
- o 3rd November—Children return to school
- o 26th to 28th November—Children's Art Gallery
- o 19th December - END of TERM

Ways you can help us

- Ensuring jumpers, coats and clothes are labelled clearly
- Checking that any medication held in school e.g. inhalers etc. is in date and clearly named.
- All forms and reply slips are returned as promptly as possible
- Contacting the office if your contact details change
- Speaking to us if you have any concerns or enquiries

Thank you for coming
this evening

We are looking forward
to a fun and successful
year with your children!